



CoNLL-2013

Frame Semantics for Stance Classification

Kazi Saidul Hasan and Vincent Ng
Human Language Technology Research Institute
The University of Texas at Dallas

Stance Classification

Determine the *stance* (i.e., *for* or *against*) of a post written for a *two-sided* topic discussed in an online debate forum

A Sample Debate

Should abortion be allowed?	
Yes (<i>for</i>)	No (<i>against</i>)
Women should have the ability to choose what they do with their bodies.	Technically abortion is murder. They are killing the baby without a justified motive.

Our Debate Setting:

Ideological Debates

- Various social, political, and ideological issues
 - Abortion, gay rights, gun rights, god's existence

Goal

To improve the state of the art in supervised stance classification of ideological debates

- by proposing a **linguistic** and an **extra-linguistic** extension to state-of-the-art baseline systems

Plan for the Talk

- Two baseline stance classification systems
- Linguistic extension to the baselines
- Extra-linguistic extension to the baselines
- Evaluation

Plan for the Talk

- Two baseline stance classification systems
- Linguistic extension to the baselines
- Extra-linguistic extension to the baselines
- Evaluation

Baseline 1: Anand et al., 2011 (C_b)

- Supervised approach, one stance classifier per domain
 - SVM in our implementation
 - One training/test instance for each post
 - Two labels – *for* and *against*

Feature Type	Features
Basic	Unigrams, bigrams, syntactic and POS generalized dependencies
Sentiment	LIWC counts, opinion dependencies
Argument	Cue words, repeated punctuation, context

Baseline 2: Anand et al.'s system enhanced with Author Constraints (C_b+AC)

- Author constraints (ACs)
 - a type of constraints for **postprocessing the output** of a stance classifier
 - ensure that all test posts written for the same domain by an author have the **same stance**
- How to postprocess Anand et al.'s output with ACs?
 - For each author, sum up classification values of her test posts
 - Classification value is the signed distance from the hyperplane
 - If sum > 0, assign **for** to all her test posts; else **against**

Plan for the Talk

- Two baseline stance classification systems
- Linguistic extension to the baselines
- Extra-linguistic extension to the baselines
- Evaluation

Linguistic Extension: Semantic Generalization

- **Aim:** improve a learner's ability to **generalize** by inducing **patterns** based on **semantic frames** and use them as features so that semantically similar sentences can be detected.
- **FrameNet** (<https://framenet.icsi.berkeley.edu/>)

Example 1: Some people **hate** guns.

Example 2: Some people **do not like** guns.

–Anand et al.'s features cannot detect these semantically similar sentences

Pattern Induction

- Three types of patterns from each sentence:
 1. Subject-Frame-Object (SFO)
 2. Dependency-Frame (DF)
 3. Frame-Element-Topic (FET)

Subject-Frame-Object (SFO)

Capture how a verb (i.e., a frame target) is connected with the topics/frames used as its subject/object.

<Subj_Topic_Fr : Frame : Obj_Topic_Fr : V_Neg : V_Sent>

Example 1: Some people **hate** guns.

SFO pattern: <people : EF : Weapon : Not_Neg : [-]>

Example 2: Some people **do not like** guns.

Subject-Frame-Object (SFO)

Capture how a verb (i.e., a frame target) is connected with the topics/frames used as its subject/object.

```
<Subj_Topic_Fr : Frame : Obj_Topic_Fr : V_Neg : V_Sent>
```

Example 1: Some people **hate** guns.

SFO pattern: <people : EF : Weapon : Not_Neg : [-]>

Example 2: Some people **do not like** guns.

Subject-Frame-Object (SFO)

Capture how a verb (i.e., a frame target) is connected with the topics/frames used as its subject/object.

<Subj_Topic_Fr : Frame : Obj_Topic_Fr : V_Neg : V_Sent>



Topic/Frame
as subject

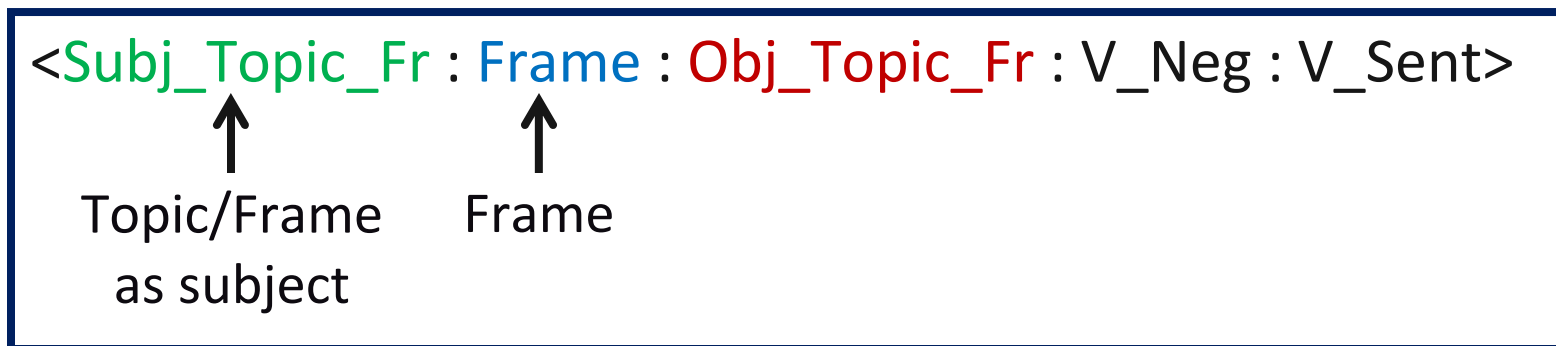
Example 1: Some people **hate** guns.

SFO pattern: <people : EF : Weapon : Not_Neg : [-]>

Example 2: Some people **do not like** guns.

Subject-Frame-Object (SFO)

Capture how a verb (i.e., a frame target) is connected with the topics/frames used as its subject/object.



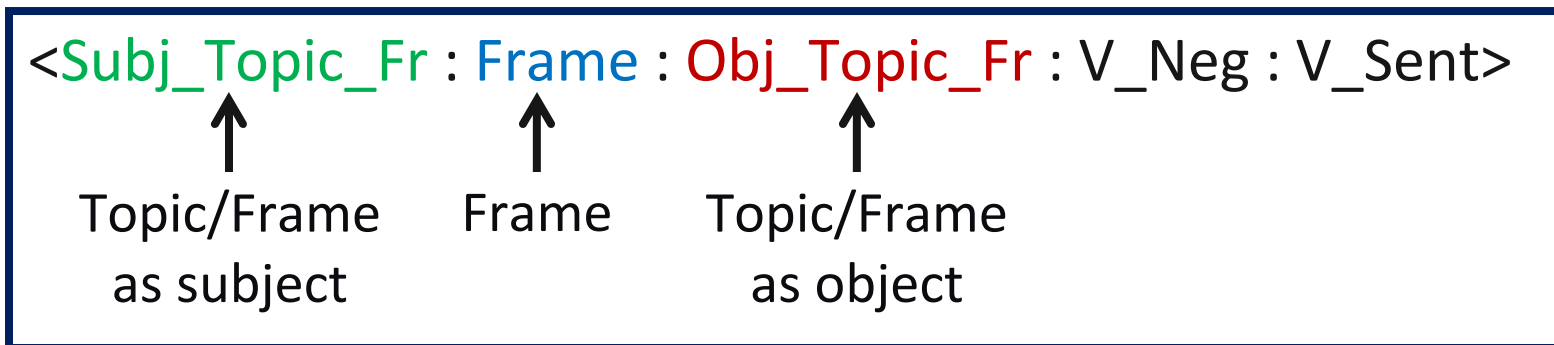
Example 1: Some people **hate** guns.

SFO pattern: `<people : EF : Weapon : Not_Neg : [-]>`

Example 2: Some people **do not like** guns.

Subject-Frame-Object (SFO)

Capture how a verb (i.e., a frame target) is connected with the topics/frames used as its subject/object.



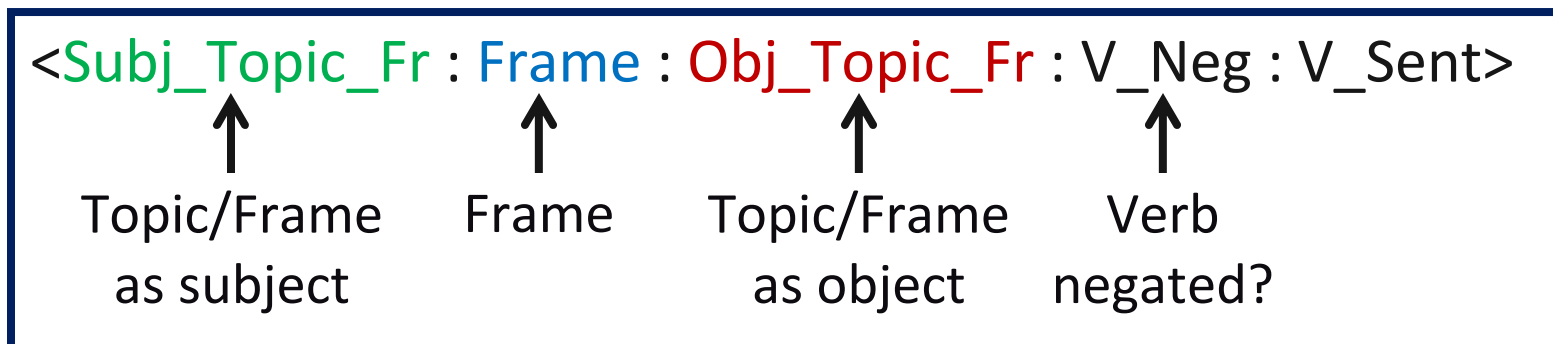
Example 1: Some people **hate** guns.

SFO pattern: <people : EF : Weapon : Not_Neg : [-]>

Example 2: Some people **do not like** guns.

Subject-Frame-Object (SFO)

Capture how a verb (i.e., a frame target) is connected with the topics/frames used as its subject/object.



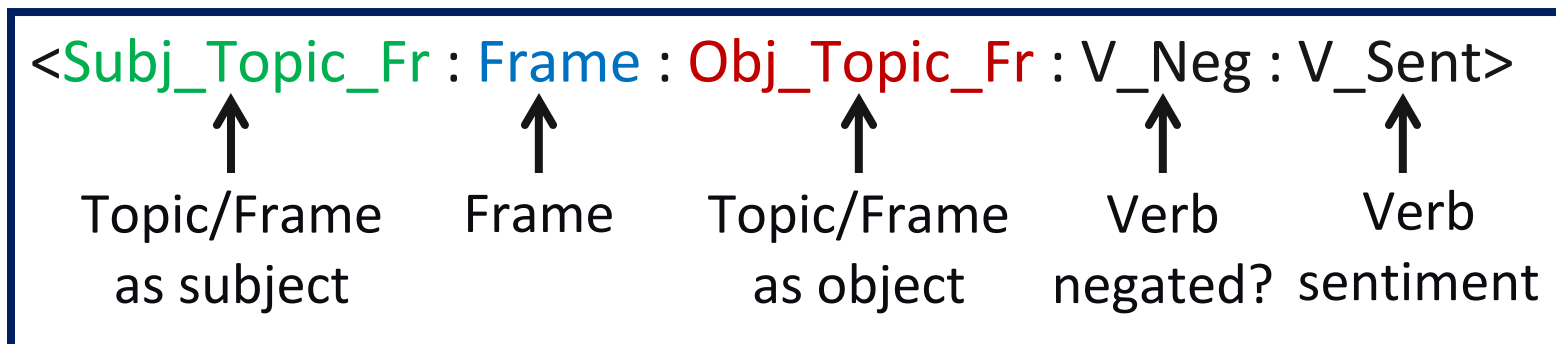
Example 1: Some people **hate** guns.

SFO pattern: <people : EF : Weapon : Not_Neg : [-]>

Example 2: Some people **do not like** guns.

Subject-Frame-Object (SFO)

Capture how a verb (i.e., a frame target) is connected with the topics/frames used as its subject/object.



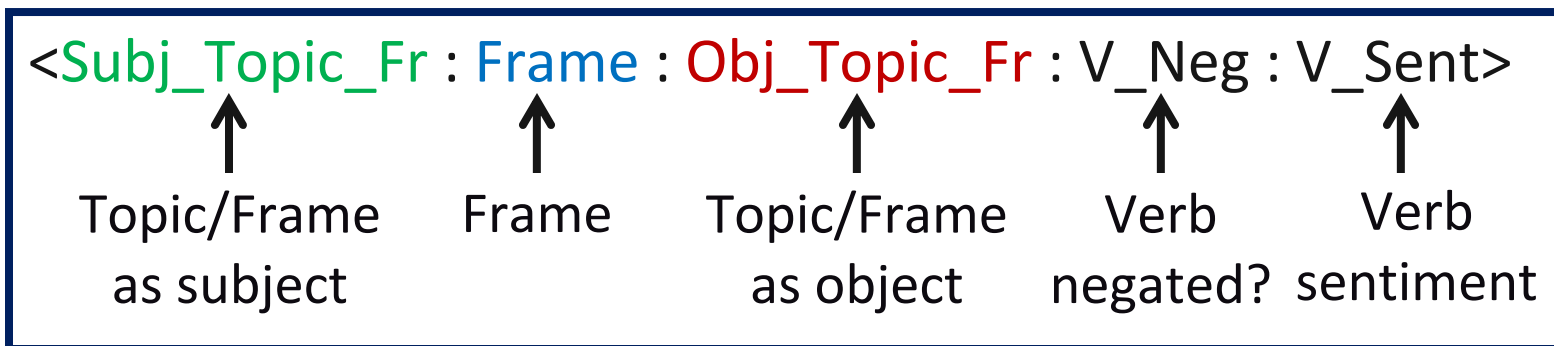
Example 1: Some people **hate** guns.

SFO pattern: <people : EF : Weapon : Not_Neg : [-]>

Example 2: Some people **do not like** guns.

Subject-Frame-Object (SFO)

Capture how a verb (i.e., a frame target) is connected with the topics/frames used as its subject/object.



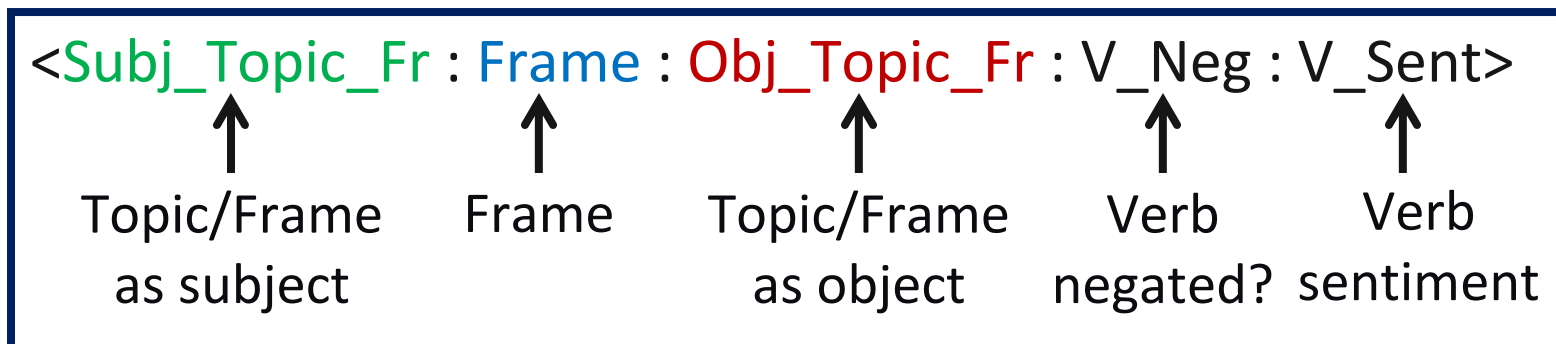
Example 1: Some people **hate** guns.

SFO pattern: <people : EF : Weapon : Not_Neg : [-]>

Example 2: Some people **do not like** guns.

Subject-Frame-Object (SFO)

Capture how a verb (i.e., a frame target) is connected with the topics/frames used as its subject/object.



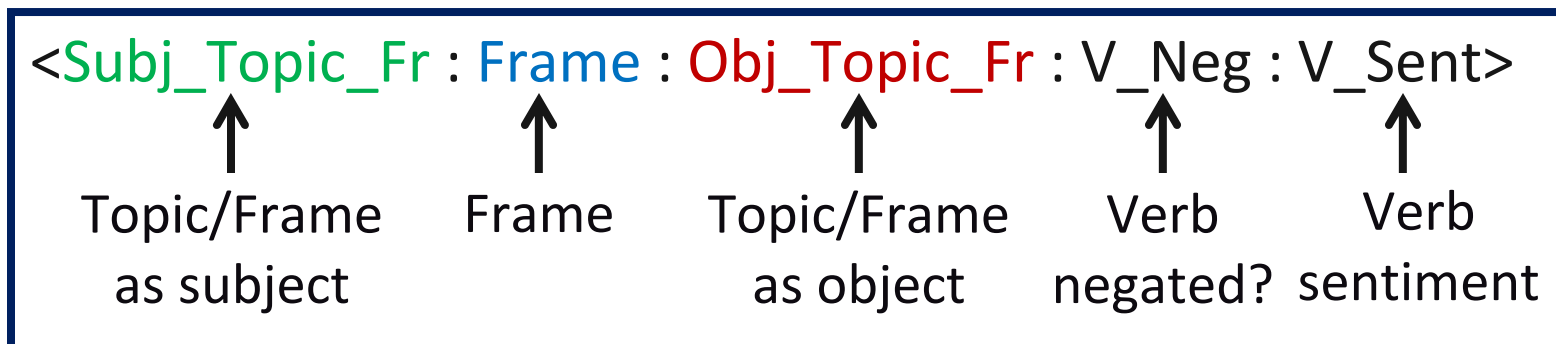
Example 1: Some people **hate** guns.

SFO pattern: <people : **EF** : Weapon : Not_Neg : [-]>

Example 2: Some people **do not like** guns.

Subject-Frame-Object (SFO)

Capture how a verb (i.e., a frame target) is connected with the topics/frames used as its subject/object.



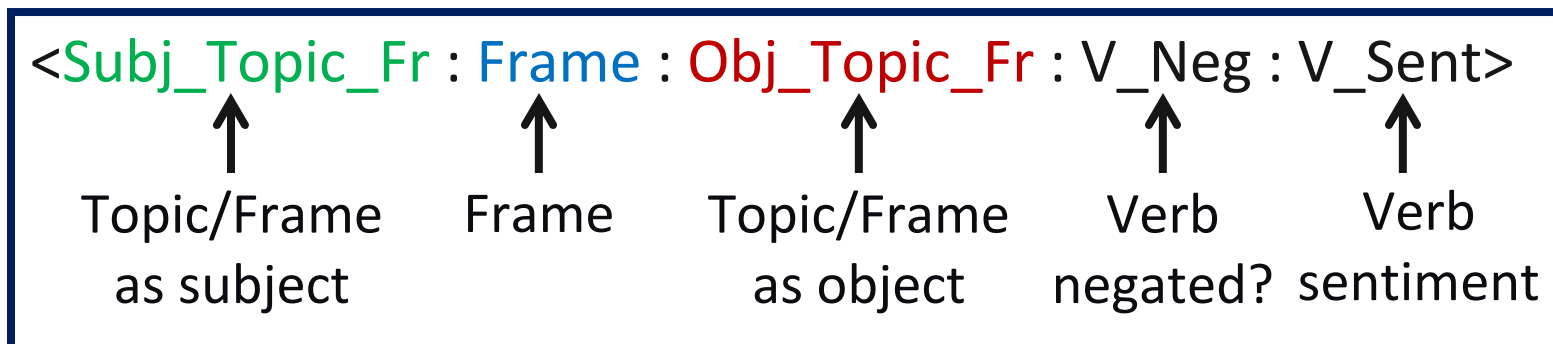
Example 1: Some people **hate** guns.

SFO pattern: <people : EF : **Weapon** : Not_Neg : [-]>

Example 2: Some people **do not like** guns.

Subject-Frame-Object (SFO)

Capture how a verb (i.e., a frame target) is connected with the topics/frames used as its subject/object.



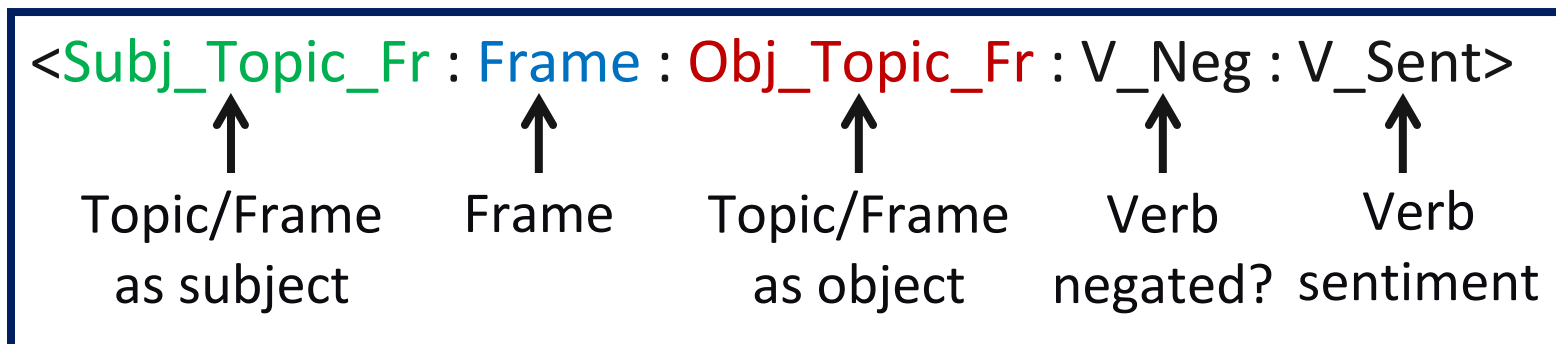
Example 1: Some people **hate** guns.

SFO pattern: <people : EF : Weapon : **Not_Neg** : [-]>

Example 2: Some people **do not like** guns.

Subject-Frame-Object (SFO)

Capture how a verb (i.e., a frame target) is connected with the topics/frames used as its subject/object.



Example 1: Some people **hate** guns.

SFO pattern: <people : EF : Weapon : Not_Neg : [-]>

Example 2: Some people **do not like** guns.

Dependency-Frame (DF)

Capture how a topic/frame is connected to another topic/frame via a dependency relation.

<Dep_Rel : Head_Topic_Fr : Dep_Topic_Fr : H_Neg : H_Sent>

Example 1: Some people **hate** guns.

DF pattern: <dobj : EF : Weapon : Not_Neg : [-]>

Example 2: Some people **do not like** guns.

Dependency-Frame (DF)

Capture how a topic/frame is connected to another topic/frame via a dependency relation.

<Dep_Rel : Head_Topic_Fr : Dep_Topic_Fr : H_Neg : H_Sent>

Example 1: Some people **hate** guns.

DF pattern: <dobj : EF : Weapon : Not_Neg : [-]>

Example 2: Some people **do not like** guns.

Dependency-Frame (DF)

Capture how a topic/frame is connected to another topic/frame via a dependency relation.

<Dep_Rel : Head_Topic_Fr : Dep_Topic_Fr : H_Neg : H_Sent>



Dependency
relation

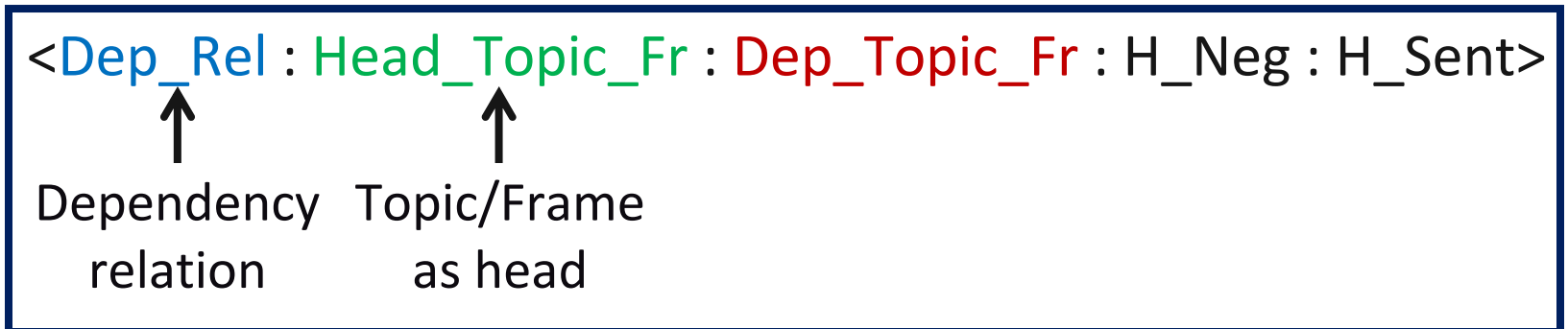
Example 1: Some people **hate** guns.

DF pattern: <doobj : EF : Weapon : Not_Neg : [-]>

Example 2: Some people **do not like** guns.

Dependency-Frame (DF)

Capture how a topic/frame is connected to another topic/frame via a dependency relation.



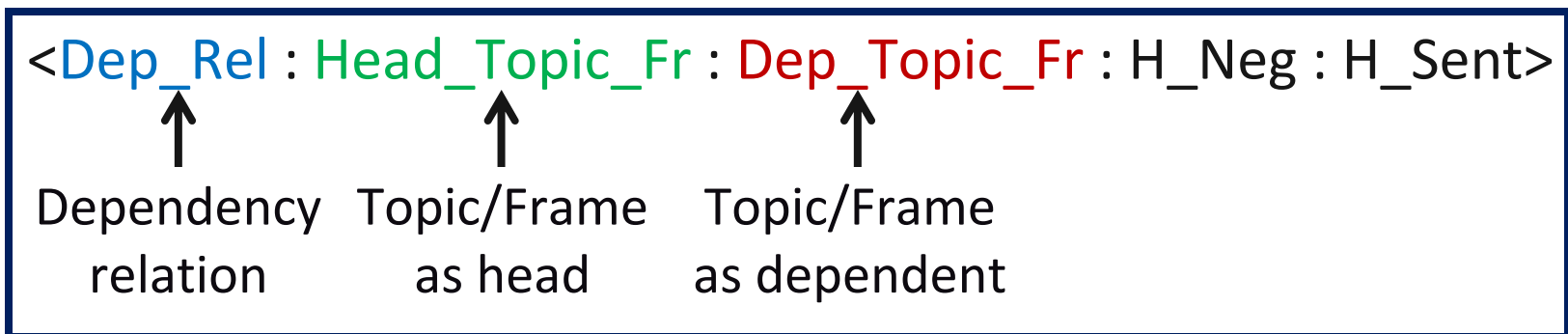
Example 1: Some people **hate** guns.

DF pattern: <doobj : EF : Weapon : Not_Neg : [-]>

Example 2: Some people **do not like** guns.

Dependency-Frame (DF)

Capture how a topic/frame is connected to another topic/frame via a dependency relation.



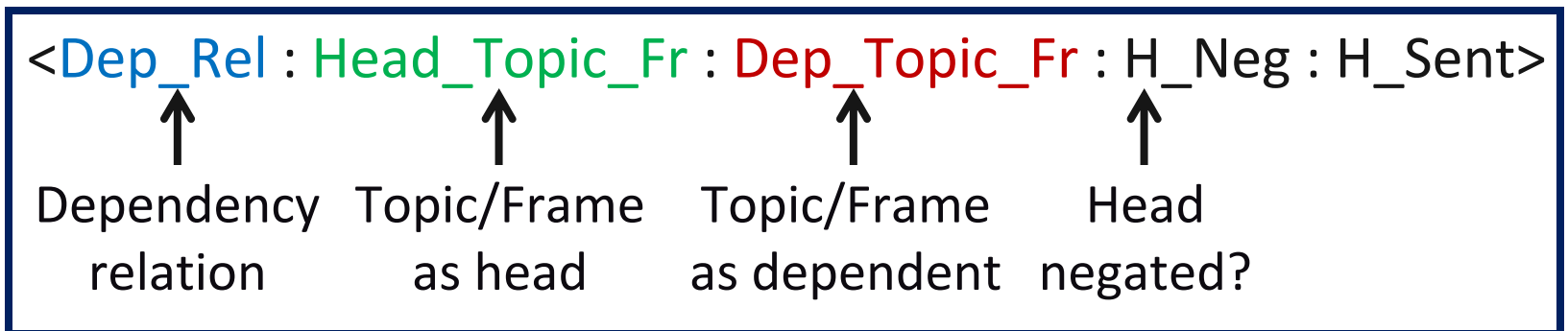
Example 1: Some people **hate** guns.

DF pattern: <doobj : EF : Weapon : Not_Neg : [-]>

Example 2: Some people **do not like** guns.

Dependency-Frame (DF)

Capture how a topic/frame is connected to another topic/frame via a dependency relation.



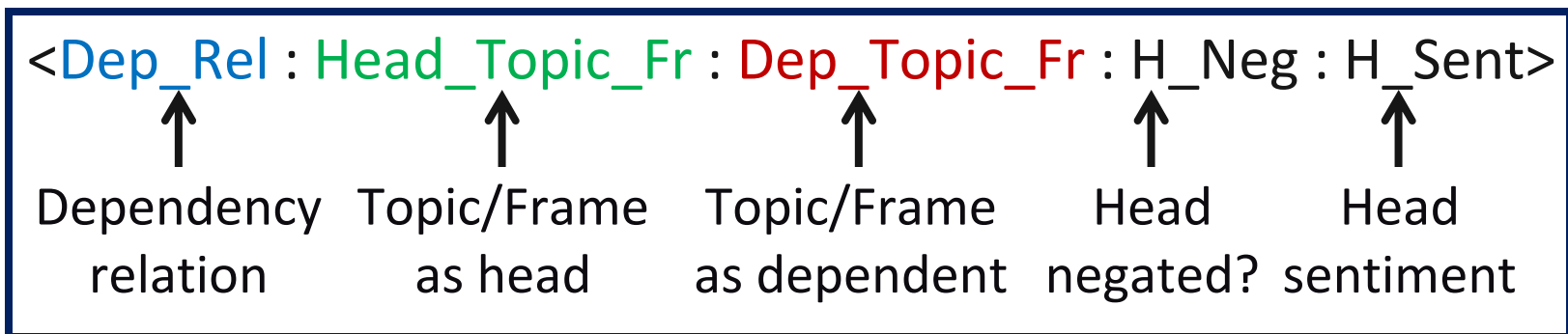
Example 1: Some people **hate** guns.

DF pattern: <doobj : EF : Weapon : Not_Neg : [-]>

Example 2: Some people **do not like** guns.

Dependency-Frame (DF)

Capture how a topic/frame is connected to another topic/frame via a dependency relation.



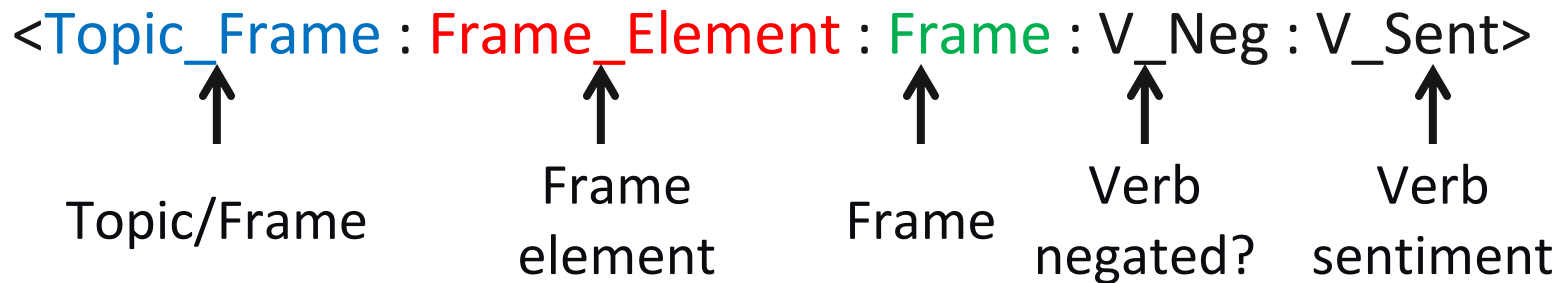
Example 1: Some people **hate** guns.

DF pattern: <doobj : EF : Weapon : Not_Neg : [-]>

Example 2: Some people **do not like** guns.

Frame-Element-Topic (FET)

Capture how a topic/frame is contained in an element of another frame.



Example 1: Some people **hate** guns.

FET pattern: <Weapon : Content : EF : Not_Neg : [-]>

Example 2: Some people **do not like** guns.

Combine C_b and C_s 's output heuristically

- C_b : Anand et al.'s system
- C_s : Classifier trained with patterns only
- **Rule 1**: if C_b can classify a test post p confidently, then use C_b 's prediction.
- **Rule 2**: if C_s can classify p confidently, use C_s 's prediction.
- **Rule 3**: use C_b 's prediction.

Note:

The rules favor C_b than C_s because $\text{Accuracy}(C_b) > \text{Accuracy}(C_s)$

Plan for the Talk

- Two baseline stance classification systems
- Linguistic extension to the baselines
- **Extra-linguistic extension to the baselines**
- Evaluation

Extra-linguistic Extension: Exploiting Same-stance Posts

Aim: to improve the classification of a post by exploiting information from other posts **in the test set** that are likely to have the same stance

[P_1 – **Pro-abortion**] I don't think abortion should be illegal.

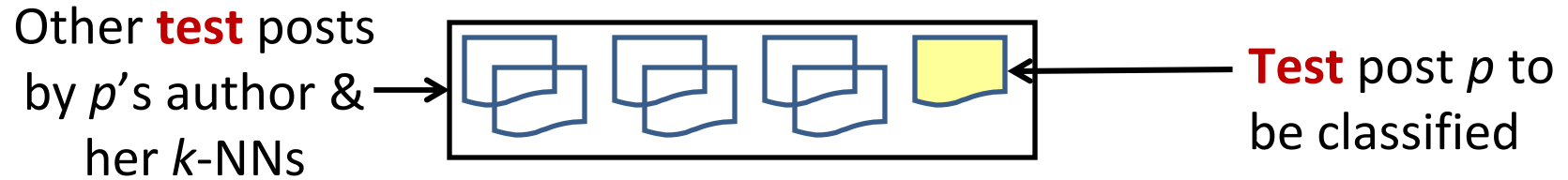
[P_2 – **Pro-abortion**] What will you do if a woman's life is in danger while she's pregnant?

P_1 is arguably easier to classify than P_2 and may help classify P_2 .

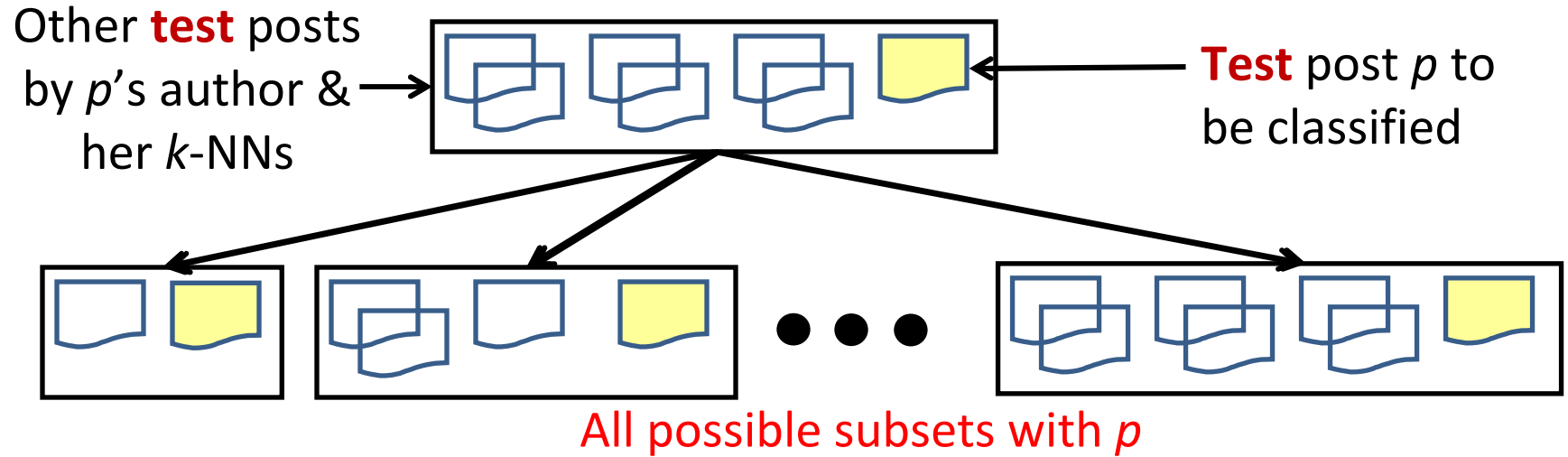
Using Similar-minded Authors

- Goal: for each author in the test set, identify the k authors most likely to have the same stance
- Train an **author-agreement** classifier
 - Each instance corresponds to a pair of authors
 - Labels - **same** or **different** stance
 - k to be determined using development data

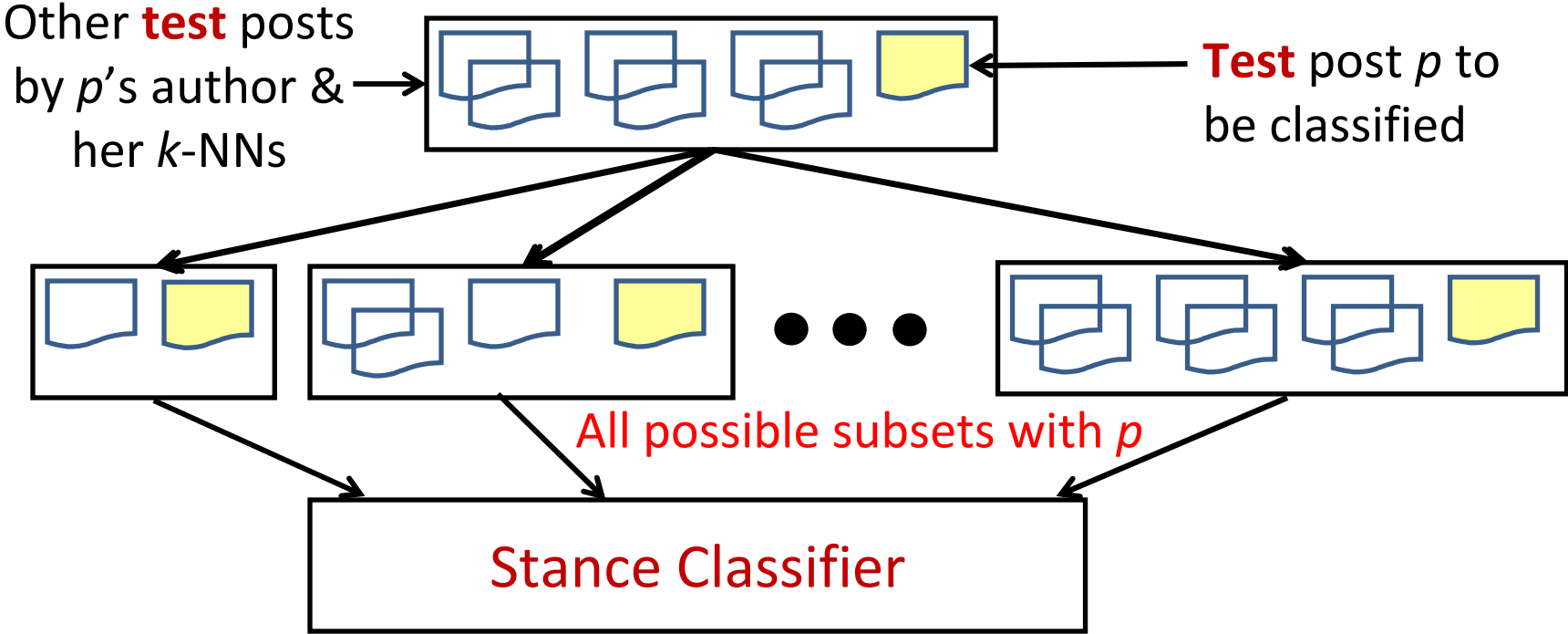
Using Similar-minded Authors



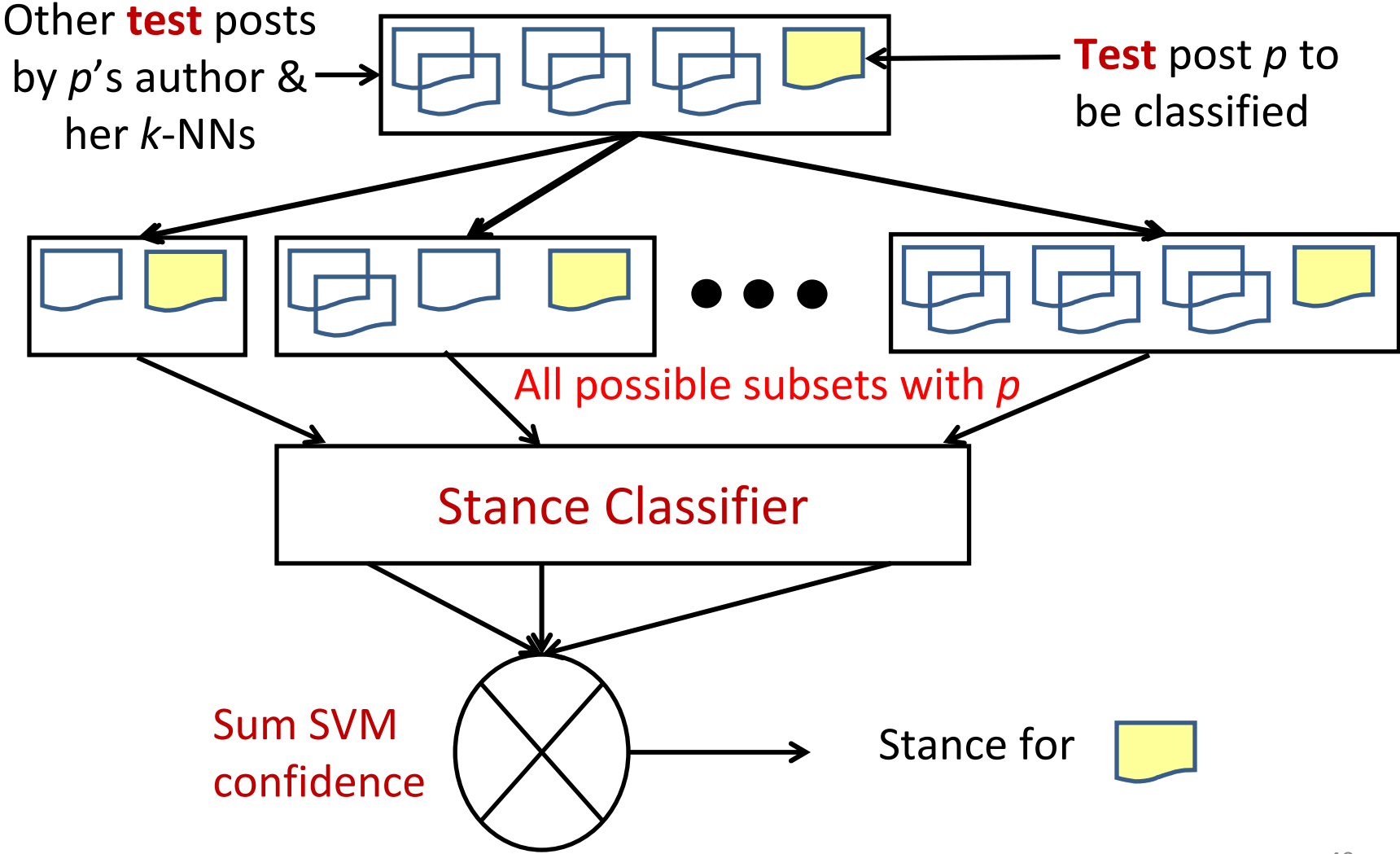
Using Similar-minded Authors



Using Similar-minded Authors



Using Similar-minded Authors



Plan for the Talk

- Two baseline stance classification systems
- Linguistic extension to the baselines
- Extra-linguistic extension to the baselines
- **Evaluation**

Experimental Setup

- 4 Datasets
 - Collected from <http://www.createdebate.com>

Domain	Posts	“for” %	Thread Length
ABO (support abortion?)	1741	54.9	4.1
GAY (support gay rights?)	1376	63.4	4.0
OBA (support Obama?)	985	53.9	2.6
MAR (legalize marijuana?)	626	69.5	2.5

Experimental Setup

- Performance metric – accuracy
- 5-fold cross validation

Summary of Results

- Anand+AC significantly outperforms Anand by 4.6 points

Summary of Results

- Anand+AC significantly outperforms Anand by **4.6** points
- Anand+Patterns+AC significantly beats Anand+AC by **2.5** points

Summary of Results

- Anand+AC significantly outperforms Anand by **4.6** points
- Anand+Patterns+AC significantly beats Anand+AC by **2.5** points
- Two extensions yield an overall improvement of **6.4** points over Anand+AC

Conclusions

- Proposed a linguistic and an extra-linguistic extension to our two baselines
 1. Semantic generalization
 2. Exploiting same-stance posts
- Outperformed an improved version of Anand et al.'s approach significantly by **2.6–7.0** accuracy points